



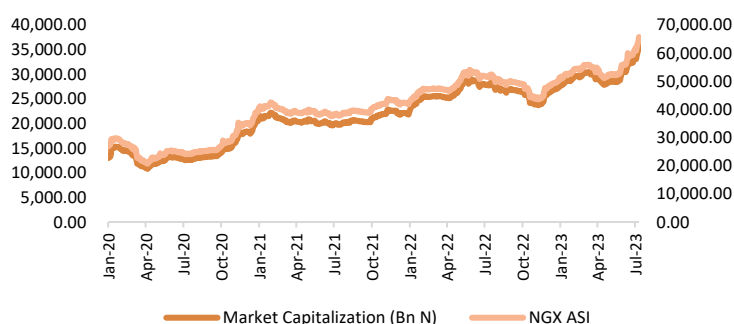
Cowry Daily Market Insight 18 August 2023

MPR: 18.75%
Jul'23 Inflation Rate: 24.08%
Q1 2023 Real GDP: 2.31%

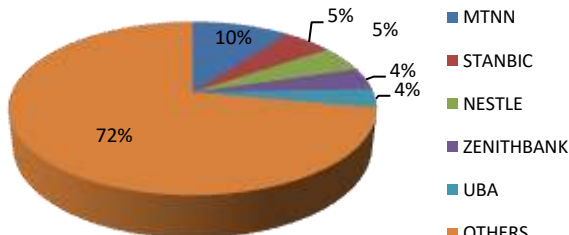
Local Bourse Index Rises by 0.42% amid Gains on DANGCEM, MTNN; NIBOR Moderates for Most Tenor Buckets amid Renewed Liquidity Ease...

The local equities market concluded the week on a positive note, advancing by 0.42% to settle at 64,721.09 points.; albeit the Exchange recorded more losers (32) than gainers (17). Hence, the year-to-date performance of the NGX ASI rose to 26.28%. Tickers such as TRANSCORP (+3.74%), PZ (+2.65%), and MTNN (+0.22%), were among investors' toast today. Notably, the NGX Industrial and NGX Banking indices increased by 1.56% and 0.06%, buoyed by buying interest in DANGCEM (+2.89%), ACCESSCORP (+1.80%), and FBNH (+0.81%). Other sub-sector indices tracked moved in varied directions as the NGX Insurance and NGX Consumer Goods indices moderated by 1.90% and 0.16%, respectively, while the NGX Oil/Gas index closed flat. Meanwhile, market activity improved, with total deals, volume, and value increasing by 13.85%, 67.81%, and 151.91%, respectively, amounting to 5,893 trades, 537.58 million units, and N9.39 billion. In terms of volume, FBNH emerged as the most actively traded stock, with 242.85 million shares worth N4.70 billion changing hands in 444 deals.

NGX ASI & Market Capitalisation



Today's biggest transactions by %age of total naira votes



TENOR	NIBOR as @ 18/08/2023	NIBOR as @ 17/08/2023	PPT
Overnight	21.8300	23.6700	(1.84)
1 Month	11.5000	14.0000	(2.50)
3 Months	12.4200	15.0000	(2.58)
6 Months	13.0800	15.3700	(2.29)

Source: FMDQ

TENOR	NITTY as @ 18/08/2023	NITTY as @ 17/08/2023	PPT
1Month	3.5800	3.2100	0.37
3 Months	5.1700	4.7900	0.38
6 Months	7.1200	6.8200	0.30
12 Months	11.3800	11.7000	(0.32)

Source: FMDQ

Bond Name	Maturity (Years)	Bid Price	Daily Δ	Offer yield	Yield YTD PPT Δ
16.29% FGN MAR 2027	10	108.96	0.00	13.07%	-0.009
12.50% FGN MAR 2035	15	91.46	0.00	14.00%	0.005
16.25% FGN APR 2037	20	105.98	0.00	15.19%	0.006
12.98% FGN MAR 2050	30	85.09	0.00	15.30%	0.013

Source: FMDQ

Eurobond Name	Maturity (Years)	Bid Price	Daily Δ	Offer Yield	Yield YTD PPT Δ
6.50 NOV 28, 2027	10	85.18	(0.40)	10.93%	0.019
7.69% FEB 23, 2038	20	73.06	(0.61)	11.57%	-0.009
7.62% NOV 28, 2047	30	68.86	(0.63)	11.44%	-0.008

Source: FMDQ

MARKET STATISTICS	CLOSE	PREVIOUS	TODAY'S %	YTD %
All Share Index (ASI)	64,721.09	64,448.96	0.42	26.282
Deals	5,893	5,176	13.85	
Volume (millions)	537.58	320.35	67.81	
Value (₦ Millions)	9,394.90	3,729.43	151.91	
Market Cap (₦ billions)	35,422.31	35,273.37	0.42	26.893

SECTORED INDICES	CLOSE	PREVIOUS	TODAY'S % Δ
NGX BANKING	667.57	667.15	0.06
NGX INSURANCE	267.82	273.00	(1.90)
NGX CONSUMER GOODS	898.53	899.99	(0.16)
NGX OIL/GAS	914.58	914.58	0.00
NGX IND	2,851.11	2,807.19	1.56

Source: NGX, Cowry Research

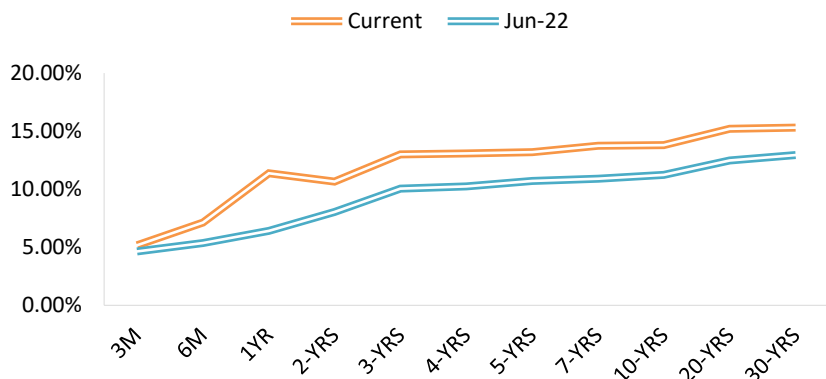
IMPORTANT DISCLOSURES

This report is produced by the Research Desk, Cowry Asset Management Limited (COWRY) as a guideline for Clients that intend to invest in securities on the basis of their own investment decision without relying completely on the information contained herein. The opinion contained herein is for information purposes only and does not constitute any offer or solicitation to enter into any trading transaction. While care has been taken in preparing this document, no responsibility or liability whatsoever is accepted by any member of COWRY for errors, omission of facts, and any direct or consequential loss arising from the use of this report or its contents.

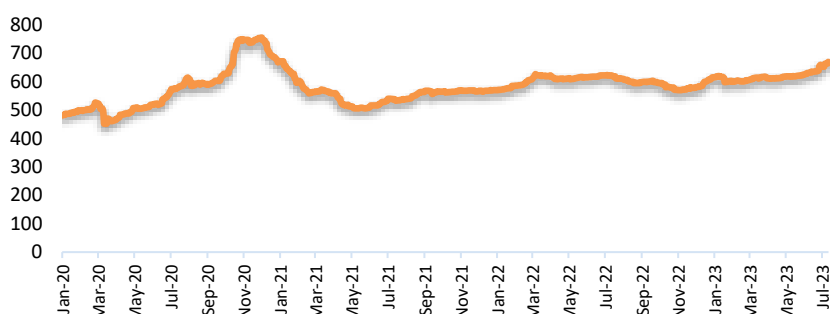


Cowry Daily Market Insight 18 August 2023

NAIRA YIELD CURVE



S&P/FMDQ Nigeria Sovereign Bond Index (NGN)



Money Market

The Nigeria Inter-Bank Offered Rate (NIBOR) witnessed downward movement across all maturities due to improved liquidity conditions, as the injection of N5 billion in palliative funds to states helped alleviate funding pressure stemming from bond auction settlements. Notably, the three-month NIBOR rate saw a significant decline of 258 basis points, reaching 12.42%. Key money market rates, including the open repo rate (OPR) and the overnight lending rate (OVN), followed suit with downticks, settling at 20.19% (from 21.42%) and 19.79% (from 21.40%), respectively.

Meanwhile, NITTY displayed upward movements across most tracked tenors, contributing to a higher average secondary market yield on Treasury bills, which closed at 8.39%.

Bond Market

In the OTC bond market, FGN bond values showed subdued performance for the majority of tracked maturities as investors exercised caution. This led to a marginal increase in the average secondary market yield to 13.43% from 13.38%, spurred by profit-taking on the 14 MAR 2024 and 22 JAN 2026 maturities. Meanwhile, the 10-year, 20-year, and 30-year debt yields remained stable at 13.79%, 15.19%, and 15.30%, respectively.

Elsewhere, FGN Eurobonds saw depreciation across all tracked maturities, driving the average secondary market yield higher to 11.27%.

Foreign Exchange Market

The Naira demonstrated strength against the US dollar at the official windows (N739.52 from N740.67) and in the parallel market (appreciating by 1.16% to N850).

Global Commodity Market

At 3:30 p.m. GMT+1, Brent crude fell 0.32% to \$83.85 per barrel, while WTI crude gained 0.04% to \$80.42 per barrel.

Oil futures were lower, despite supply constraints and diminishing US crude inventory, as concerns over energy demand and mounting expectations of interest rate hikes contributed to the decline in oil futures.

Elsewhere, gold was trading near \$1,893 per ounce (+0.20%), boosted by a downtick in US treasury yields.

Source: FMDQ, Trading Economics, OilPrice.com, S&P Dow Jones, Cowry Research

USD/NGN Exchange Rate	18/08/2023	Previous	Daily %
I&E FX	₦739.52	₦740.67	0.15%
Parallel	₦850	₦860	1.16%

Major Currencies & Commodities	18/08/2023	Daily %	Yearly %
EURUSD	1.0876	0.04%	8.42%
GBPUSD	1.273	-0.08%	7.70%
USDZAR	18.9918	-0.36%	11.71%
USDEGP	30.9132	0.20%	61.41%
Crude Oil, \$/bbl	80.42	0.04%	-10.85%
Brent, \$/bbl	83.854	-0.32%	-12.73%
Natural Gas, \$/MMBtu	2.548	-2.79%	-72.82%
Coal, \$/T	147	-0.34%	-64.48%
Gold, \$/t.oz	1892.6	0.20%	8.34%
Wheat, \$/Bu	608.86	3.28%	-20.90%
Palm Oil, MYR/T	3871	-1.33%	-5.42%
Cocoa, \$/T	3390	-0.67%	43.52%

IMPORTANT DISCLOSURES

This report is produced by the Research Desk, Cowry Asset Management Limited (COWRY) as a guideline for Clients that intend to invest in securities on the basis of their own investment decision without relying completely on the information contained herein. The opinion contained herein is for information purposes only and does not constitute any offer or solicitation to enter into any trading transaction. While care has been taken in preparing this document, no responsibility or liability whatsoever is accepted by any member of COWRY for errors, omission of facts, and any direct or consequential loss arising from the use of this report or its contents.



Cowry Daily Market Insight 18 August 2023

Corporate Bond Issuer	Description	Issue Date	Maturity Date	Coupon (%)	Yield (%)	Daily Δ
STERLING INV. MGT. PLC	16.50 STERLING INV. 3-AUG-2023	03-Aug-16	03-Aug-23	16.50	7.61	2.09
MIXTA REAL ESTATE PLC	16.50 MIXTA IIA 12-OCT-2023	12-Oct-18	12-Oct-23	16.50	13.32	2.09
MIXTA REAL ESTATE PLC	17.75 MIXTA IIB 12-OCT-2023	12-Oct-18	12-Oct-23	17.75	8.02	1.80
FLOUR MILLS OF NIGERIA PLC	16.00 FLOURMILLS II 30-OCT-2023	01-Nov-18	30-Oct-23	16.00	8.27	1.40
STANBIC IBTC	15.75 STANBIC I 5-DEC-2023	17-Dec-18	05-Dec-23	15.75	8.67	1.38
FCMB LIMITED	17.25 FCMB III 8-DEC-2023	09-Dec-16	08-Dec-23	17.25	10.42	0.10
DANGOTE CEMENT PLC	11.25 DANGCEM IA 30-MAY-2024	26-May-21	30-May-24	11.25	14.78	-0.08
FLOUR MILLS OF NIGERIA PLC	11.10 FLOURMILLS IIIB 27-FEB-2025	27-Feb-20	27-Feb-25	11.10	12.13	-0.06
LAPO MFB SPV PLC	13.00 LAPO MFB II 30-MAR-2025	30-Mar-20	30-Mar-25	13.00	13.92	-0.04
DANGOTE CEMENT PLC	12.50 DANGCEM I 30-APR-2025	24-Apr-20	30-Apr-25	12.50	13.19	-0.44
UNITED CAPITAL PLC	12.50 UNICAP I 28-MAY-2025	28-May-20	28-May-25	12.50	13.76	0.01
PARTHIAN PARTNERS FUNDING SPV PLC	13.50 PAPF SPV I 27-Jul-2025	27-Jul-22	27-Jul-25	13.50	13.31	0.02
UNION BANK OF NIGERIA PLC	15.75 UNION II 3-SEP-2025	07-Sep-18	03-Sep-25	15.75	15.84	0.03
STERLING INV. MGT. PLC	16.25 STERLING INV. II 6-OCT-2025	05-Oct-18	06-Oct-25	16.25	15.93	0.03
WEMA FUNDING SPV PLC	16.50 WEMA FUNDING SPV II 12-OCT-2025	12-Oct-18	12-Oct-25	16.50	14.87	0.03
CORONATION MB FUNDING SPV PLC	6.25 CORO MB SPV I 30-NOV-2025	30-Nov-20	30-Nov-25	6.25	13.57	0.03
FLOUR MILLS OF NIGERIA PLC	5.50 FLOURMILLS IV A 15-DEC-2025	14-Dec-20	15-Dec-25	5.50	11.56	-0.16
CARDINALSTONE FINANCING SPV PLC	7.00 CARDINAL SPV I 30-DEC-2025	30-Dec-20	30-Dec-25	7.00	13.98	0.04
FSDH FUNDING SPV PLC	8.50 FSDH SPV PLC IA 16-FEB-2026	16-Feb-21	16-Feb-26	8.50	13.98	0.04
FSDH FUNDING SPV PLC	8.00 FSDH SPV PLC IB 16-FEB-2026	16-Feb-21	16-Feb-26	8.00	13.54	-0.11
MECURE INDUSTRIES FUNDING SPV PLC	13.00 MECURE SPV PLC I 31-MAR-2026	31-Mar-21	31-Mar-26	13.00	13.28	0.02
DANGOTE CEMENT PLC	12.50 DANGCEM IB 30-MAY-2026	26-May-21	30-May-26	12.50	14.01	0.03
ACCESS BANK PLC	15.50 ACCESS BANK 23-JUL-2026	23-Jul-19	23-Jul-26	15.50	15.16	0.03
MTN NIGERIA COMMUNICATIONS PLC	13.50 MTNN IA 30-SEP-2026	30-Sep-22	30-Sep-26	13.50	14.03	0.02
SUNDRY FOODS FUNDING SPV PLC	13.50 SUNDRY SPV PLC I 15-DEC-2026	15-Dec-21	15-Dec-26	13.50	12.96	0.01
EAT & GO FINANCE SPV PLC	14.25 EAT & GO FINANCE SPV 17-DEC-2026	17-Dec-19	17-Dec-26	14.25	14.13	-0.01
DANGOTE CEMENT PLC	11.85 DANGCEM IIA 30-APR-2027	27-Apr-22	30-Apr-27	11.85	14.12	0.00
AXXELA FUNDING 1 PLC	14.30 AXXELA I 20-MAY-2027	20-May-20	20-May-27	14.30	15.00	0.03
ACCELEREX SPV PLC	14.00 ACSP I 15-JUN-2027	15-Jun-22	15-Jun-27	14.00	16.29	0.02
NOVAMBL INVESTMENTS SPV PLC	12.00 NOVAMBL SPV I 23-JUL-2027	23-Jul-20	23-Jul-27	12.00	17.12	0.00
UNICAP	15.00 UNICAP II 14-SEP-2027	14-Sep-22	14-Sep-27	15.00	15.14	0.00
*NMRC	7.20 NMRC III 2-NOV-2027	02-Nov-20	02-Nov-27	7.20	15.76	0.03
VIATHAN FUNDING PLC	16.00 VIATHAN (GTD) 14-DEC-2027	15-Dec-17	14-Dec-27	16.00	14.00	0.04

www.cowryasset.com

IMPORTANT DISCLOSURES

This report is produced by the Research Desk, Cowry Asset Management Limited (COWRY) as a guideline for Clients that intend to invest in securities on the basis of their own investment decision without relying completely on the information contained herein. The opinion contained herein is for information purposes only and does not constitute any offer or solicitation to enter into any trading transaction. While care has been taken in preparing this document, no responsibility or liability whatsoever is accepted by any member of COWRY for errors, omission of facts, and any direct or consequential loss arising from the use of this report or its contents.



Cowry Daily Market Insight 18 August 2023

Corporate Bond Issuer	Description	Issue Date	Maturity Date	Coupon (%)	Yield (%)	Daily Δ
FLOUR MILLS OF NIGERIA PLC	6.25 FLOURMILLS IV B 14-DEC-2027	14-Dec-20	14-Dec-27	6.25	14.84	0.00
BUA CEMENT PLC	7.50 BUACEM I 30-DEC-2027	30-Dec-20	30-Dec-27	7.50	14.00	0.04
MTN NIGERIA COMMUNICATIONS PLC	13.00 MTN COM PLC I 5-MAY-2028	05-May-21	05-May-28	13.00	14.04	0.01
NIGER DELTA EXPLORATION & PRODUCTION PLC	17.00 NDEP I 13-JAN-2028	13-Jan-23	13-Jan-28	17.00	14.16	0.00
DANGOTE CEMENT PLC	13.50 DANGCEM IC 30-MAY-2028	26-May-21	30-May-28	13.50	14.33	0.00
C&I LEASING PLC	15.50 C&I LEASING II 3-JUN-2028	03-Jun-21	03-Jun-28	15.50	15.65	0.03
CERPAC RECEIVABLES FUNDING SPV PLC	14.50 CERPAC-SPV III 15-JUL-2028	10-Sep-21	15-Jul-28	14.50	16.34	0.01
ARDOVA PLC	13.30 ARDOVA PLC IA 12-NOV-2028	12-Nov-21	12-Nov-28	13.30	14.52	0.03
EAT & GO FINANCE SPV PLC	13.25 EAT & GO FINANCE SPV 8-MAR-2029	08-Mar-22	08-Mar-29	13.25	16.20	0.00
PRESCO PLC	12.85 PRESCO PLC 5-APR-2029	05-Apr-22	05-Apr-29	12.85	15.04	0.00
DANGOTE CEMENT PLC	12.35 DANGCEM IIB 30-APR-2029	27-Apr-22	30-Apr-29	12.35	14.82	0.00
UNION BANK OF NIGERIA PLC	16.20 UNION III 27-JUN-2029	27-Jun-19	27-Jun-29	16.20	17.08	0.00
DANGOTE INDUSTRIES FUNDING PLC	12.75 DANGIFP IA 19-JUL-2029	19-Jul-22	19-Jul-29	12.75	15.59	0.00
GEREGU POWER PLC	14.50 GERP I 28-JUL-2029	28-Jul-22	28-Jul-29	14.50	16.01	0.00
*NMRC	14.90 NMRC I 29-JUL-2030	29-Jul-15	29-Jul-30	14.90	14.14	0.00
TSL SPV PLC	10.00 TSL SPV I (GTD) 6-OCT-2030	06-Oct-20	06-Oct-30	10.00	15.73	0.00
FBNQ MB FUNDING SPV PLC	6.25 FBNQ MB SPV II 16-DEC-2030	16-Dec-20	16-Dec-30	6.25	14.81	0.00
FIDELITY BANK PLC	8.50 FIDELITY I 7-JAN-2031	07-Jan-21	07-Jan-31	8.50	14.81	0.00
PRIMERO BRT SECURITISATION SPV PLC	17.00 PRIMERO BRT-SPV 27-OCT-2031	24-May-19	27-Oct-31	17.00	16.59	0.00
MTN NIGERIA COMMUNICATIONS PLC	12.75 MTN COM PLC II 4-NOV-2031	04-Nov-21	04-Nov-31	12.75	14.80	0.00
ARDOVA PLC	13.65 ARDOVA PLC IB 12-NOV-2031	12-Nov-21	12-Nov-31	13.65	14.89	0.00
GPC-SPV COMPANY PLC	13.00 GPC SPV PLC (GTD) 23-NOV-2031	23-Nov-21	23-Nov-31	13.00	14.51	0.00
PAT DIGITAL INFRA FUND SPV PLC	13.25 PAT SPV PLC (GTD) 2-FEB-2032	02-Feb-22	02-Feb-32	13.25	14.88	0.00
DANGOTE CEMENT PLC	13.00 DANGCEM IIC 30-APR-2032	27-Apr-22	30-Apr-32	13.00	15.38	0.00
DANGOTE CEMENT PLC	13.00 DANGCEM IIC 30-APR-2032	19-Jul-22	19-Jul-32	13.50	15.59	0.00
MTN NIGERIA COMMUNICATIONS PLC	14.50 MTNN IB 30-SEP-2032	30-Sep-22	30-Sep-32	14.50	14.88	0.00
DANGOTE INDUSTRIES FUNDING PLC	13.50 DANGIFP IB 19-JUL-2032	19-Jul-22	19-Jul-32	16.75	15.89	0.00
*NMRC	13.80 NMRC II 15-MAR-2033	21-May-18	15-Mar-33	13.80	14.76	0.00
GEL UTILITY FUNDING SPV PLC	15.15 GEL UTILITY-SPV (GTD) 28-AUG-2034	28-Aug-19	28-Aug-34	15.15	15.39	0.00
LFZC FUNDING SPV PLC	13.25 LFZC II 16-MAR-2042	10-May-22	16-Mar-42	13.25	16.04	0.00
FCMB GROUP PLC	16.00 FCMB I (PERP)	16-Feb-23	-	16.00	15.33	0.00
LFZC FUNDING SPV PLC	15.25 LFZC III 29-MAR-2043	29-Mar-23	29-Mar-43	19.76	16.15	0.00

www.cowryasset.com

IMPORTANT DISCLOSURES

This report is produced by the Research Desk, Cowry Asset Management Limited (COWRY) as a guideline for Clients that intend to invest in securities on the basis of their own investment decision without relying completely on the information contained herein. The opinion contained herein is for information purposes only and does not constitute any offer or solicitation to enter into any trading transaction. While care has been taken in preparing this document, no responsibility or liability whatsoever is accepted by any member of COWRY for errors, omission of facts, and any direct or consequential loss arising from the use of this report or its contents.